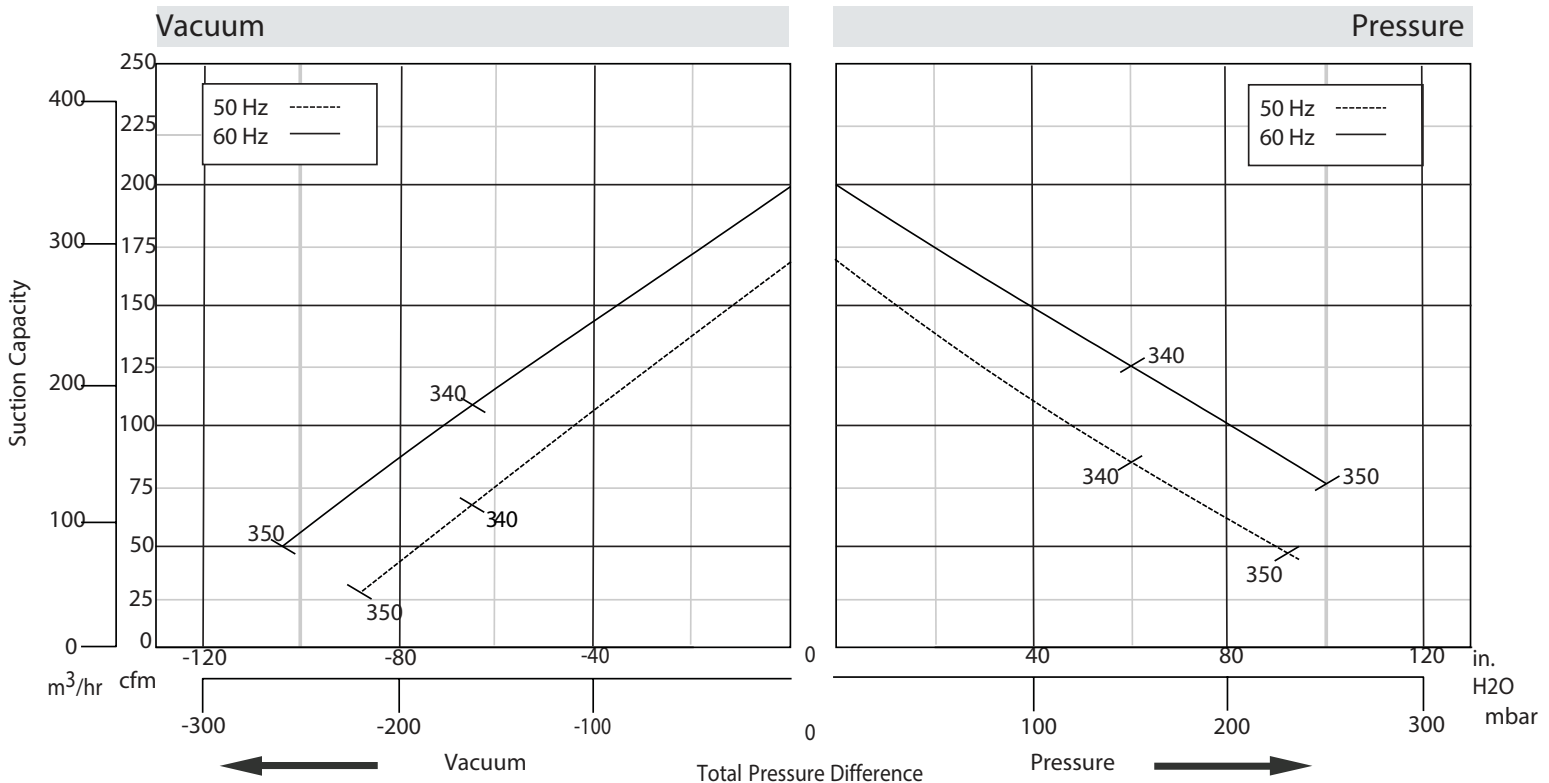


Genvac offers a complete line of regenerative blowers for high vacuum or compressed air applications in both horizontal and vertical mounted positions. TEFC motors are rated for 50/60 Hz operation and are IE3, cUL, UL, and CE certified. The impeller is directly connected to the motor shaft, providing powerful air force without undue friction. The bearings are outside the compression chamber, ensuring maximum operational reliability under high differential pressure. Constructed in robust die-cast aluminum, this low-maintenance, oil-free design provides continuous, dependable service to our customers.



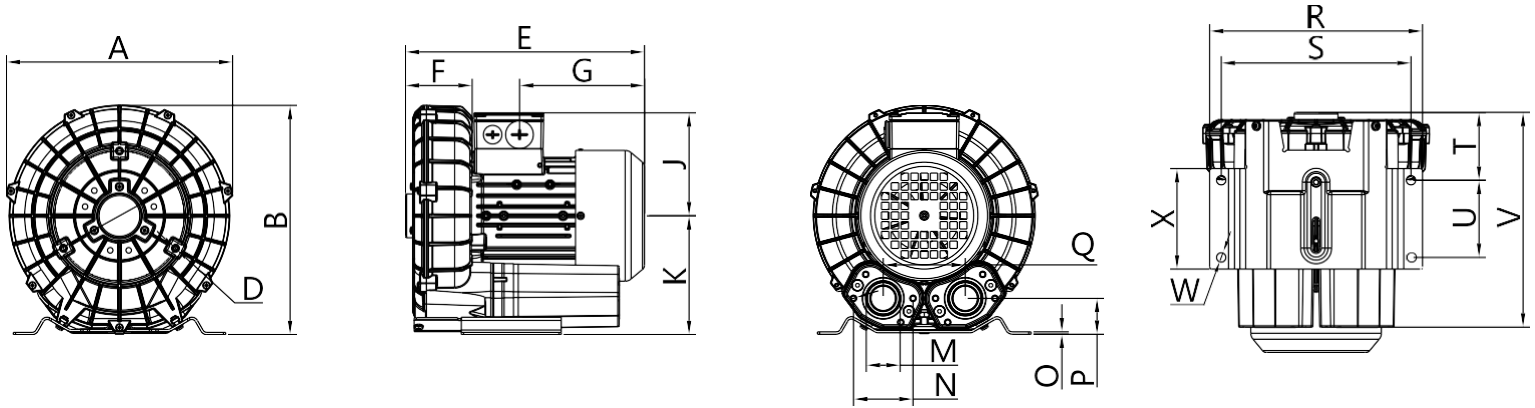
## PERFORMANCE



Model	Phase	Frequency (Hz)	Air flow (CFM/m <sup>3</sup> /hr)	Rated Vacuum (in. H <sub>2</sub> O/mbar)	Rated Pressure (in. H <sub>2</sub> O/mbar)	Motor (HP/kW)	Voltage (V)	Current (A)	Sound Level (dB)	Weight (lb/kg)
HUS 340	3	50	160/270	64/160	60/150	2.1/1.6	190 Δ /380 Y	7.5 Δ /4.3 Y	65	53/24
		60	194/330	64/160	60/150	2.8/2.1	230 Δ /460 Y	7.3 Δ /4.4 Y	70	
HUS 350	3	50	124/210	88/220	92/270	3.0/2.2	190 Δ /380 Y	9.7 Δ /5.6 Y	65	57/26
		60	150/255	104/260	100/290	3.4/2.5	230 Δ /460 Y	10.3 Δ /6.0 Y	71	

The performance curves are based on air at a temperature of 59 °F and an atmospheric pressure of 29.91 inch Hg with a tolerance of +/-10%. The total pressure differences are valid for inlet and ambient temperatures up to 77 °F. Suction capacity relates to inlet conditions. Pressure capacity relates to atmospheric conditions. For other conditions please contact Genvac. Three phase motor tolerances are +/-10% for fixed voltage motors and +/-5% for voltage range motors. Single phase machines are designed with a +/-5% tolerance. The frequency tolerance is +/-2% maximum.

## APPROXIMATE DIMENSIONS

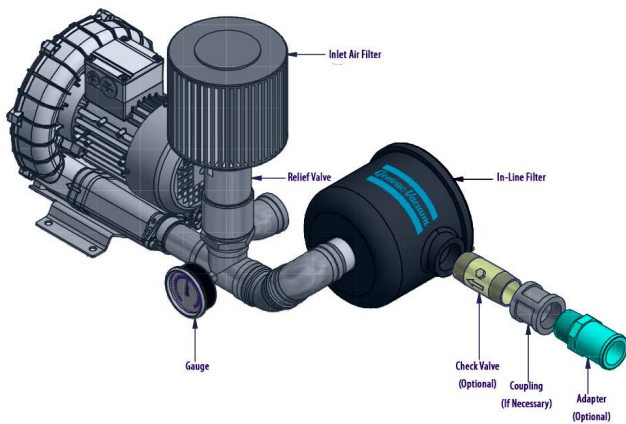


Model	Unit	A	B	D	E	F	G	J	K	M	N	O	P	Q	R	S	T	U	V	W
HUS 340	in	13.15	14.69	M8	13.58	4.65	7.48	5.04	6.89	2.00	3.27	0.16	1.89	6.10	11.61	10.24	3.98	4.53	11.46	0.55
	mm	334	373		345	118	190	128	175		83	4	48	155	295	260	101	115	291	14
HUS 350	in	13.15	14.69	M8	13.58	4.65	7.48	5.04	6.89	2.00	3.27	0.16	1.89	6.10	11.61	10.24	3.98	4.53	11.46	0.55
	mm	334	373		345	118	190	128	175		83	4	48	155	295	260	101	115	291	14

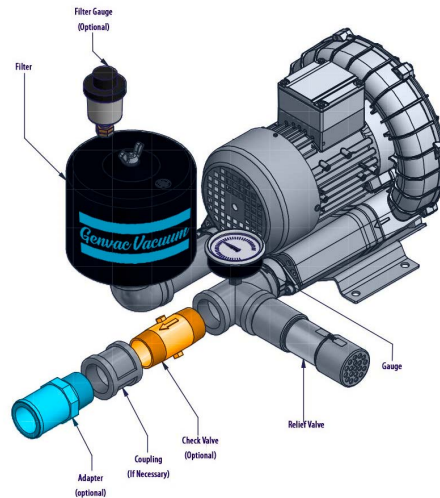
## Available Options

Genvac Regenerative Blowers are available in pre-assembled kits for either pressure or vacuum applications. These kits include an inlet filter, gauge and relief valve, and are factory tested prior to shipment. Optional items for these kits include check valve, and tube adaptor; washdown motors, explosion proof motors, or other specialty motors; noise enclosures; and control panels such as VFD's, PLC's, or starter panels.

### VACUUM KIT



### PRESSURE KIT



## TYPICAL HUS SERIES LAYOUT

See pump drawing for more details & dimensions

\*Genvac Vacuum Inc. The information contained in this document is provided as a convenience and for informational purposes only. Performance data is subject to manufacturing variations and test conditions including, but not limited to, atmospheric pressure, ambient temperature, tolerances and materials of construction. Pumps constructed entirely or partially of stainless steel may have lower performance due to larger clearance settings. This information may contain inaccuracies, errors or omissions. Products supplied by Genvac Vacuum Inc. and recommendations or suggestions should be evaluated by the end user to determine applicability and suitability for any particular use. See Genvac Vacuum Inc. Terms and Conditions of Sale for additional details that may also apply.